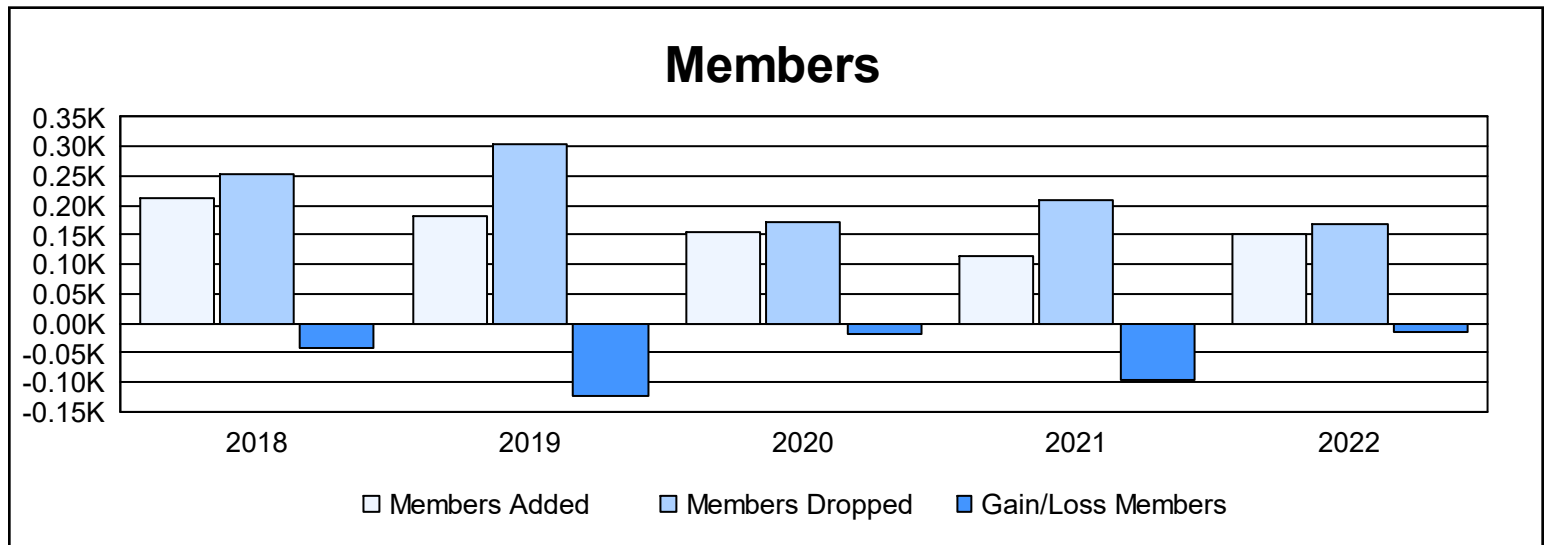
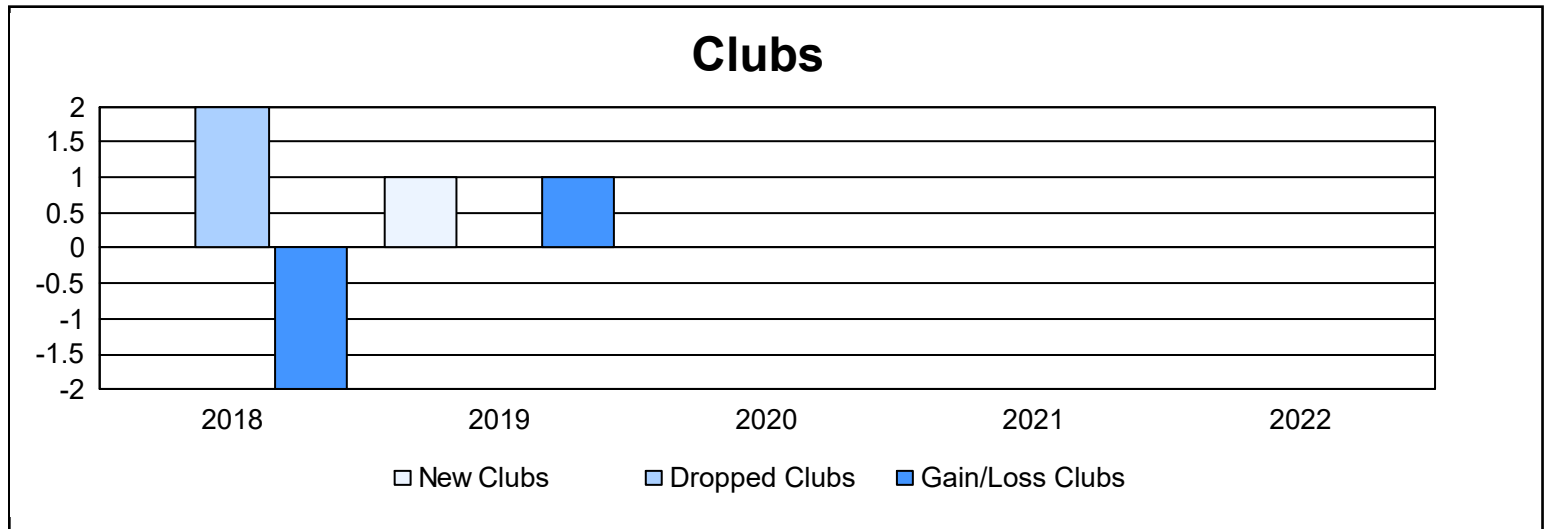
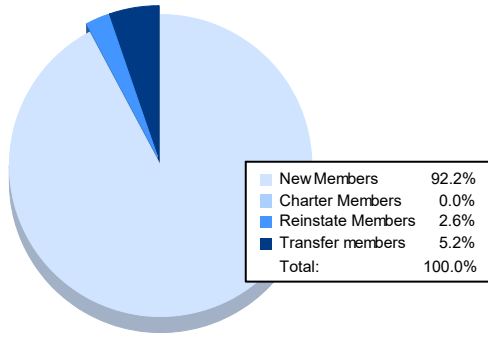


Year	New Clubs	Dropped Clubs	Gain/ Loss Clubs	New Members	Charter Members	Reinstate Members	Transfer Members	Total Member Added	Total Members Dropped	Gain/ Loss Members
2017-2018	0	2	-2	185	2	15	11	213	254	-41
2018-2019	1	0	1	144	23	6	8	181	305	-124
2019-2020	0	0	0	132	3	9	12	156	173	-17
2020-2021	0	0	0	69	1	34	9	113	209	-96
2021-2022	0	0	0	141	0	4	8	153	167	-14
<b>Average</b>	<b>0</b>	<b>0</b>	<b>0</b>	<b>134</b>	<b>6</b>	<b>14</b>	<b>10</b>	<b>163</b>	<b>222</b>	<b>-58</b>



### Membership Composition June 2022 Cumulative



### Gender Composition June 2022 Cumulative

